

# light Dome II


## Product Manual

English

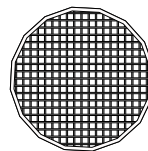
**Thank you for purchasing aputure Light Dome II.**

Aputure's Light Dome II is for the light storm C120, 300D and other LED light which with Industrial mount.

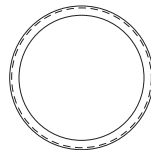
### Material list



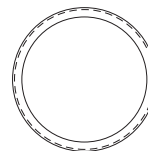
Softbox



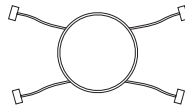
Eggcrate



Outside Diffuser 1



Outside Diffuser 2



Inside Diffuser



Gel holder



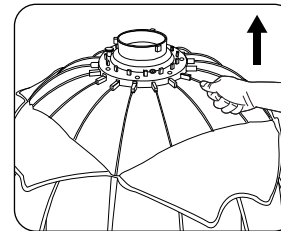
Bag



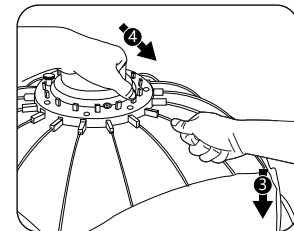
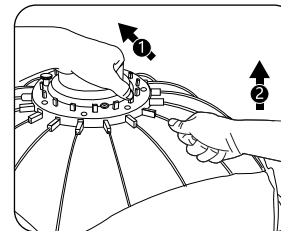
Product Manual

Detailed product manual for Light Dome can be found on the movie solution page on [www.aputure.com](http://www.aputure.com).

### Light Dome II Setup



### Light Dome II unlock



**\*Caution:** When using color gels with powerful LED lights, such as the Aputure C300D, the heat will cause the filter gels to distort or burnt after a period of time. You are advised to change new sheets of color filters once every 3 hours during constant usage; You are recommended to use ROSCO or LEE for better results.

### Specifications

Item	Dimension	Net Weight
Softbox unfolded	Φ890x65mm ( 35x25.6" )	2.55 kg (5.59 lb)
Outside Diffuser	Φ 885 mm ( 34.8" )	
Inside Diffuser	Φ 235 mm ( 9.3" )	
Eggcrate	Φ 885 mm (34.8" )	
Gel holder	Φ185x65 mm (7.3x2.6" )	